

Planters

Small Half Round Planter
L 900 W 900 H 300mm



Medium Half Round Planter
L 1800 W 900 H 300mm



Bespoke Options Available

Large Half Round Planter
L 2450 W 1250 H 300mm



Raised Tiered Timber Bed Planter
L 900 W 900 H 600mm




Low Timber Bed Planter
L 1800 W 900 H 300mm



High Timber Bed Planter
L 1800 W 450 H 450mm



1.8m Round Log Planter
L 1800 W 1800 H 650mm



0.9m Round Log Planter
L 900 W 900 H 650mm



1.85m Planter Bench
L 1850 W 650 H 600mm



3 Tier Small Sleeper Planter
L 1580 W 1580 H 780mm



0.95m Sleeper Planter
L 950 W 950 H 585mm



3 Tier Large Sleeper Planter
L 2150 W 2150 H 780mm



1.8m Sleeper Planter
L 1800 W 950 H 585mm



2.4m Sleeper Planter
L 2400 W 950 H 585mm



Timber content only supplied for planters.

Benches


Rednall Bench Steel (No Back)
L 1660 W 310 H 445mm



Rednall Bench Steel
L 1660 W 509 H 794mm



Rednall Bench Timber (No Back)
L 1660 W 298 H 450mm



Rednall Bench Timber
L 1660 W 502 H 786mm



Holt Picnic Bench Steel Top
L 1660 W 1340 H 776mm



Bespoke Options Available

Ifton Bench
L 1800 W 400 H 450mm



Aston Bench
L 1800 W 629 H 893mm



Knolton Bench
L 2000 W 518 H 740mm



Frankton Picnic Bench
L 1660 W 1540 H 775mm



Holt Picnic Bench Timber Top
L 1660 W 1355 H 781mm



All tables and benches can be supplied wheelchair accessible.


Amphitheatres

Bespoke Options Available




2 Tier 5 Sided Amphitheatre
L 6316mm
W 3006mm
H 585mm

Tier 1 Height = 390mm
Tier 2 Height = 585mm
Timber Content Only
Sits Approx 30-35 Children



2 Tier Curved Amphitheatre Including Stage
L 8000mm
W 4095mm
H 600mm

Tier 1 Height = 300mm
Tier 2 Height = 600mm
Stage Height = 146mm
Timber Content Only
Sits Approx 45-50 Children



3 Tier Curved Amphitheatre
L 7160mm
W 3675mm
H 780mm

Tier 1 Height = 300mm
Tier 2 Height = 540mm
Tier 3 Height = 780mm
Timber Content Only
Sits Approx 50-55 Children



3 Tier 3 Sided Amphitheatre
L 6955mm
W 3000mm
H 780mm

Tier 1 Height = 390mm
Tier 2 Height = 585mm
Tier 3 Height = 780mm
Timber Content Only
Sits Approx 40-45 Children

Timber content only supplied for amphitheatres.

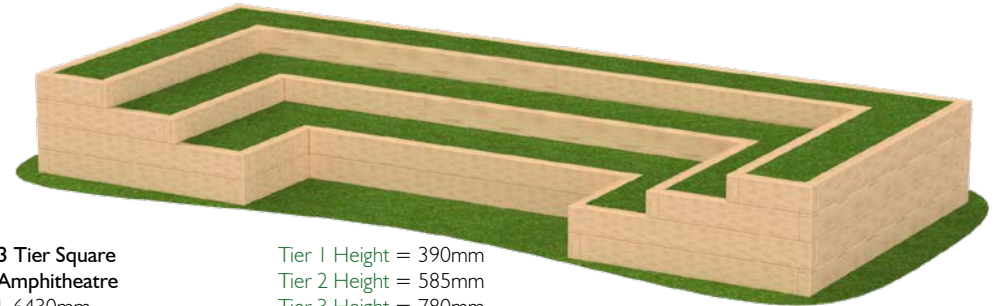
Amphitheatres

Bespoke Options Available



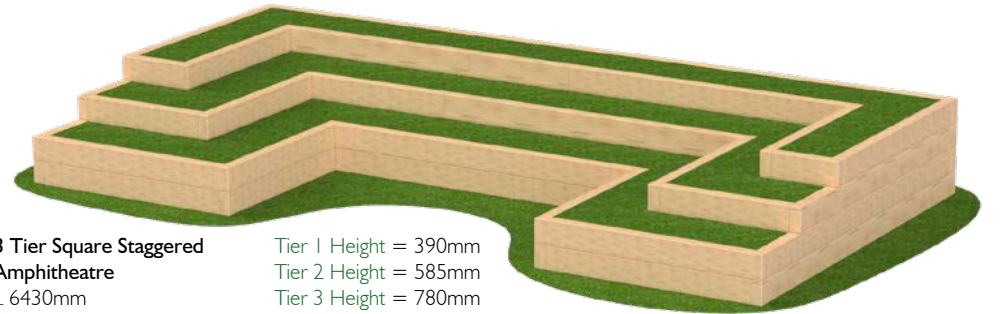
3 Tier 5 Sided Amphitheatre
L 7362mm
W 3500mm
H 780mm

Tier 1 Height = 390mm
Tier 2 Height = 585mm
Tier 3 Height = 780mm
Timber Content Only
Sits Approx 55-60 Children



3 Tier Square Amphitheatre
L 6430mm
W 2760mm
H 780mm

Tier 1 Height = 390mm
Tier 2 Height = 585mm
Tier 3 Height = 780mm
Timber Content Only
Sits Approx 50-55 Children



3 Tier Square Staggered Amphitheatre
L 6430mm
W 3370mm
H 780mm

Tier 1 Height = 390mm
Tier 2 Height = 585mm
Tier 3 Height = 780mm
Timber Content Only
Sits Approx 60-65 Children

Theatre Area

L 6120mm
W 3964mm
H 1580mm
Seat Height = 350mm
Stage Height = 146mm
Timber Content Only
Sits Approx 15-20 Children




Timber content only supplied for amphitheatres.

Pergolas

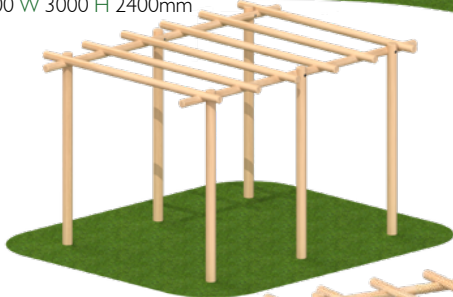
Circular Pergola

Outer Radius: 9252mm
Inner Radius: 6313mm
Height: 2600mm



Straight Pergola

L 4000 W 3000 H 2400mm



Planter Pergola

L 7465 W 3600 H 2200mm
x2 Noughts and Crosses Play Panel
x2 Talking Tubes
x2 Planters with Benches



Bespoke Options Available

Finger Posts

Finger Post

Height: 2400mm
Width: 1600mm

Each directional pointer is engraved on both sides and can be made bespoke to your exact requirements.

Standard Finger Post



Deluxe Finger Post with bespoke HDPE name sign also available



If you require any more information do not hesitate to ask.


Palisade Fencing

Bespoke Options Available

Standard Palisade Fencing


Length 2450mm
Width: 150mm
Height: 1000/1200mm

Dimensions per standard section.



Standard Palisade Gate

Length: 1530mm Width: 163mm Height: 1000/1200mm




Self Closing Palisade Gate

Length: 1420mm Width: 145mm Height: 1000/1200mm



Palisade 2.4m Maintenance Gate

Length: 2773mm
Width: 163mm
Height: 1000/1200mm



Timber Palisade Fencing is an ideal way to secure any playground!



- Image Shows
- 2.4m maintenance Gate.
 - Self Closing Gate.
 - Standard Palisade Fence Sections.

If you require any more information do not hesitate to ask.

Tree Trunks

Bespoke Options Available



Tree Trunks

Perfect for children's gardens, outdoor play, or natural seating.

Each Tree Trunk adds an element of natural play to any outdoor space. The tree trunks are not treated so they will naturally decay over time.

Available in lengths up to 3.6m with an average diameter between 50 - 60cm.

2.4m Tree Trunk Bench




Average diameter between 50 - 60cm

2.4m Tree Trunk Balance Beam



L: 2400mm W: 550mm H: 550mm
(approx dimensions)



Available Features Include:

Seat Cut Outs



Flat Top & Cross Hatch



'V' Cut Outs



Peeled



Tree Trunks

Bespoke Options Available



Tree Trunk Chair With Natural Stools

Create a natural seating area by combining the tree trunk chair and natural stools. Both products can be supplied with the bark intact or peeled.

It is important to note that all the Tree Trunk products are untreated, and the bark and timber will naturally decay over time.

Natural Stool

Dia: 175 - 225mm H: 500mm
(approx dimensions)

Tree Trunk Chair

Dia: 500-600mm H: 1000mm
(approx dimensions)



Natural Stepping Logs

Dia: 500-600mm Height: 150mm
(approx dimensions)



Natural Step Ups

L: 1610mm W: 550mm H: 450mm
(approx dimensions)

