

Fitness stations

FFH - Free Fall Height

Fitness stations

FFH - Free Fall Height



Warm Up Bench

L 2000mm W 835mm H 1250mm
FFH: 200mm
Minimum Area: 17.4m²
L 4940mm W 3835mm



Step Ups

L 2756mm W 301mm H 600mm
FFH: 600mm
Minimum Area: 16.9m²
L 5800mm W 3300mm



Incline Leg Raise

L 1975mm W 1080mm H 1500mm
FFH: 1500mm
Minimum Area: 18.1m²
L 4858mm W 4080mm



Sit Up Bench

L 2100mm W 1080mm H 700mm
FFH: 700mm
Minimum Area: 18.7m²
L 5000mm W 4080mm




Steel feet

Galvanised steel feet can be fitted on all Fitness Equipment items for a small additional charge. Steel feet offer an alternative to in ground timbers and can be used in both wet pour surfacing and extended for loose fill bark.



Parallel Dips

L 745mm W 750mm H 1600mm
FFH: 1175mm
Minimum Area: 11.6m²
L 3645mm W 3600mm



Low Parallette Bars

L 1076mm W 750mm H 1000mm
FFH: 1000mm
Minimum Area: 12.7m²
L 3980mm W 3600mm



Vertical Leg Raise

L 745mm W 750mm H 1600mm
FFH: 1200mm
Minimum Area: 11.7m²
L 3750mm W 3575mm



Parallel Ring Beam

L 1200mm W 375mm H 2250mm
FFH: 1950mm
Minimum Area: 16.9m²
L 4860mm W 4000mm



Single Bar Chin Up

L 1200mm W 150mm H 1800mm
FFH: 1720mm
Minimum Area: 13.2m²
L 4460mm W 3410mm



Parallel Trapeze Grips

L 1250mm W 300mm H 2250mm
FFH: 1730mm
Minimum Area: 13.9m²
L 4460mm W 3560mm



1.5m Chin Ups

L 3200mm W 125mm H 1500mm
FFH: 1420mm
Minimum Area: 17.7m²
L 6200mm W 3125mm



Zig Zag Traverse Bars

L 2500mm W 1325mm H 2100mm
FFH: 2100mm
Minimum Area: 24m²
L 5925mm W 5374mm



2.4m Chin Ups

L 3200mm W 125mm H 2400mm
FFH: 2300mm
Minimum Area: 26.1m²
L 7135mm W 4060mm

Other Steel colours are available upon request

Other Steel colours are available upon request

Steel Feet option available, more details and prices are available upon request

Bespoke unit sizes available on request

Fitness stations

FFH - Free Fall Height




Incline Pull Up

L 1150mm W 125mm H 600mm
 FFH: 600mm
 Minimum Area: 10.5m²
 L 4025mm W 3000mm



Parallel Bars

L 2400mm W 725mm H 1175mm
 FFH: 1175mm
 Minimum Area: 18.4m²
 L 5400mm W 3725mm



Monkey Bars

L 2862mm W 1110mm H 1850mm
 FFH: 1850mm
 Minimum Area: 25.1m²
 L 6050mm W 4510mm



Tarzan Ring Beam

L 3162mm W 1110mm H 2050mm
 FFH: 1750mm
 Minimum Area: 26.5m²
 L 6350mm W 4510mm



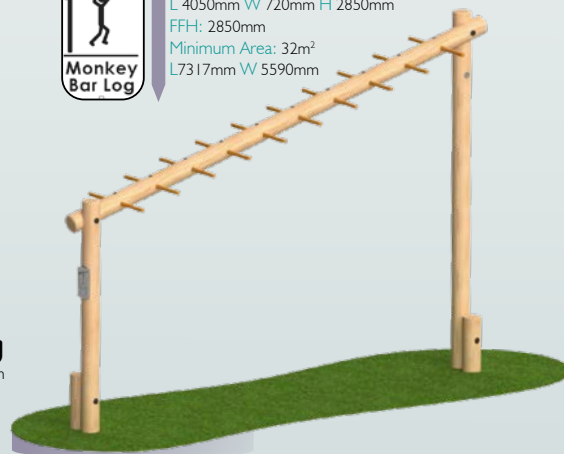
Steel feet

Galvanised steel feet can be fitted on all Fitness Equipment items for a small additional charge. Steel feet offer an alternative to in ground timbers and can be used in both wet pour surfacing and extended for loose fill bark.



Sloping Monkey Bar Log

L 4050mm W 720mm H 2850mm
 FFH: 2850mm
 Minimum Area: 32m²
 L 7317mm W 5590mm



Monkey Bar Log

L 3450mm W 720mm H 2085mm
 FFH: 1975mm
 Minimum Area: 24.9m²
 L 6210mm W 4370mm

Steel Feet option available, more details and prices are available upon request

Other Steel colours are available upon request

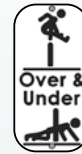

Fitness stations

FFH - Free Fall Height




Log Hops | Set of 3

L 3125mm W 2400mm H 303mm
 FFH: 303mm
 Minimum Area: 31.4m² based on suggested layout
 L 6125mm W 5380mm



Over and Under

L 2925mm W 2400mm H 1100mm
 FFH: 1100mm
 Minimum Area: 30.3m² based on suggested layout
 L 5925mm W 5380mm



Run and Leap

L 2125mm W 2400mm H 888mm
 FFH: 888mm
 Minimum Area: 26m²
 L 5125mm W 5380mm



Sloping Stride Jumps | Set of 5

L 8250mm W 2116mm H 800mm
 FFH: 800mm
 Minimum Area: 57.2m² based on suggested layout
 L 11400mm W 5200mm



Vault and Leap | Set of 5

L 8250mm W 4473mm H 1200mm
 FFH: 1200mm
 Minimum Area: 78.4m² based on suggested layout
 L 11000mm W 7301mm

Bespoke unit sizes available on request

Other Steel colours are available upon request

Fitness stations

FFH - Free Fall Height



Assault Wall

L 1500mm W 450mm H 2100mm
FFH: 2100mm
Minimum Area: 17.7m²
L 5020mm W 3970mm




Timber Gate Climber

L 1900mm W 312mm H 1900mm
FFH: 1900mm
Minimum Area: 18.7m²
L 5420mm W 3895mm



Steel feet

Galvanised steel feet can be fitted on all Fitness Equipment items for a small additional charge. Steel feet offer an alternative to in ground timbers and can be used in both wet pour surfacing and extended for loose fill bark.



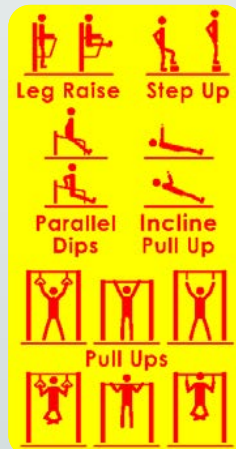
Dip Station

L 2034mm W 1675mm H 1600mm
FFH: 1200mm
Minimum Area: 18.5m²
L 4750mm W 4580mm



Tone Up Zone

L 4203mm W 2542mm H 2250mm
FFH: 1950mm
Minimum Area: 33.2m²
L 7015mm W 6045mm



Fitness stations

FFH - Free Fall Height



Rope Climb

L 3000mm W 450mm H 3050mm
FFH: 3000mm
Minimum Area: 35.7m²
L 8000mm W 5000mm



Assault Net

L 2700mm W 450mm H 2160mm
FFH: 2160mm
Minimum Area: 21.4m²
L 6301mm W 3800mm



Workout Circuit

L 8025mm W 4582mm H 2250mm
FFH: 1950mm
Minimum Area: 59.4m²
L 11225mm W 7838mm



Other Steel colours are available upon request

Other Steel colours are available upon request

Steel Feet option available, more details and prices are available upon request

Steel Feet option available, more details and prices are available upon request